



# School of Social Work



## Prospective Student Information

MSW, Advanced Standing, PPS Credential

# FALL 2024

## Prospective Students,

Thank you for your interest in the School of Social Work at San Diego State University. Enclosed you will find information pertaining to the admission process and the various MSW program options offered at SDSU.

The profession of Social Work is deeply committed both to the relief of human distress and inequality and to meeting the social, psychological, and economic needs of human beings. The underpinning value of the profession is a commitment to social justice. While this concern for others is a vital ingredient of Social Work, it must be implemented with the knowledge and skills of the profession.

To accomplish these goals, the School of Social Work offers a 1 year Advanced Standing Program, and a 2, 3 and 4 year graduate curriculum in direct practice or administration/community development leading to the Master of Social Work degree. The direct practice concentration will enable students to work individually and in groups at the micro and mezzo level with clients through therapy and counseling. The administration/community development concentration focuses on macro practice and includes classes on leadership and organizational change. Every three years the School of Social Work offers an MSW Direct Practice three year program at the Imperial Valley campus.

Additionally, the School of Social Work offers the following specialized programs:

- Pupil Personnel Services Credential Program (MSW/PPS) – This credential prepares students for practicing social work in school settings and meets requirements for specializations in School Social Work as well as Child Welfare and Attendance Services.
- Early Childhood Transdisciplinary Education and Mental Health Certificate (MSW/EC-TEaMH) – This certificate is an interdisciplinary program focusing on professional preparation and skills enhancement of early childhood educators who work with young children who demonstrate socio-emotional and behavioral problems and their parents.

The School of Social Work was founded in 1963 and has been proudly accredited by the Council of Social Work Education since 1966.

### SDSU School of Social Work offers:

- Education and research programs guided by a team of administrators and faculty members who are noted experts in their area of research.
- A commitment to international and multicultural education, internships available in Tijuana, as well as cross border conferences, and support for student organizations, DEI integrated coursework and specialized electives.
- Opportunities for up to 40 paid Title IV-E Stipends for \$50,000 over 2 years for full-time MSW students. The Title IV-E program assists MSW students who are committed to working in the field of child welfare and foster care services.
- Opportunities for Title IV-E county employee expenses, reimbursement covers tuition, books, mileage, parking, etc.
- The SSW contracts with over 400 community agencies to provide opportunities for direct practice and administrative field experience in medical and hospice settings, residential and outpatient mental health facilities, County of San Diego child protection, foster care service agencies and school settings including elementary, middle, and secondary throughout San County.
- Competitive tuition and application fees.

## WHY CONSIDER SAN DIEGO?

2

### Did you know?

- San Diego State University (SDSU) was established in 1897 and is a comprehensive university that has been classified as a Doctoral/Research University - Intensive by the Carnegie Foundation.
- SDSU is the second largest of 23 campuses in the California State University system and is one of the largest universities in the Western United States (5<sup>th</sup> largest in California).
- SDSU has a diverse student body of about 35,000. The main campus is situated on 283 acres atop a mesa in San Diego.
- The architectural richness of the campus reflects a combination of historical “mission” theme and contemporary design. For more information about SDSU visit [www.sdsu.edu](http://www.sdsu.edu).
- The Student Research Symposium is an annual forum for graduate and undergraduate students to present their faculty-mentored research to an academic audience and incorporate the evaluation into their work.
- More than 74,000 alumni and friends have contributed to The Campaign for SDSU, the university’s first comprehensive fundraising campaign, which has raised more than \$815 million to support students, faculty and academic programs.
- US NEWS and WORLD REPORTS ranks SDSU and SDSU School of Social Work in the top 100 Best: <https://www.usnews.com/best-colleges>.
- For other areas of achievement and distinction as well as prominent alumni, please visit: [advancement.sdsu.edu/AandD/index.html](http://advancement.sdsu.edu/AandD/index.html)

### A National Reputation for Academic Excellence

SDSU, designated a “Doctoral/Research University-Intensive” by the Carnegie Foundation, is ranked among the top 7.2 percent of higher education institutions in the United States. As you pursue your master’s degree in one of 81 areas or your joint doctoral degree in one of 19 areas, you will learn from distinguished faculty, engaged in teaching and research.

### Research Opportunities

SDSU is a hub of student invention and innovation, led by the Lavin Entrepreneurship Center and the Zahn Innovation Center. FORBES magazine ranked SDSU No. 18 on its list of America’s Most Entrepreneurial Universities.

San Diego State University is classified by the Carnegie Foundation as a doctoral-granting institution with high research activity funded by the National Institutes of Health and the National Science Foundation.

### San Diego Community: An International Hub

Known for its near-perfect climate, 70 miles of beaches, over 100 golf courses, the world famous San Diego Zoo and Sea World, and breathtaking deserts to explore, San Diego is also recognized globally as a growing academic and research Mecca. San Diego’s geographic location and diverse population help make the area a dynamic international hub.



# FALL ADMISSIONS PROCESS

3

## Fall Admissions Process

All graduate programs with the School of Social Work require submission of two separate online applications:

### STEP 1:

#### Apply first to SDSU Graduate Admissions

Complete the Cal State Apply application at <https://www2.calstate.edu/apply/graduate> available **October 1**. After your application is submitted, ensure that transcripts are sent to:

Graduate Admissions San  
Diego State University  
5500 Campanile Drive San  
Diego, CA 92182-7416

For questions email [admissions@sdsu.edu](mailto:admissions@sdsu.edu).

### STEP 2:

#### SDSU School of Social Work Application

Complete the School of Social Work Application found at <http://socialwork.sdsu.edu> using the how to apply button at the top of the page. (**available Oct 1**) For applicants interested in applying for admission

It is critical that you apply to Cal State Apply **PRIOR** to sending your transcripts or test scores to the Graduate Admissions Office

After the CalState Apply application has been submitted, please check my.sdsu for updates <https://my.sdsu.edu/>

Please note that you must have a valid SDSUID to log into my.sdsu.

### Application Deadlines

- All MSW programs are due **December 1st** (Advanced Standing, two-year, three-year, four year, transfers)
- We are not accepting applications for Dual Degree Programs MSW/MPH and MSW/JD
- IVC three year program accepts applications every 3 years. The next application period is Fall 2025, for Fall 2026 admission. Please contact [mswadmissions@sdsu.edu](mailto:mswadmissions@sdsu.edu)
- Post MSW Pupil Personnel Services Credential applications are due **December 1st**

**NOTE: Applications will be reviewed in the order they are received. Students are strongly encouraged to submit their application as soon as the applications are available online.**



**FALL ADMISSIONS PROCESS (CONT. 1)**

4

**Criteria for Admission to MSW Programs:**

- Minimum of 500 hours of experience in social services, human services, or relevant research experience.
- Hold Bachelor's degree with liberal arts foundation from an Accredited institution.
- Minimum GPA of 3.0 for the last 60 units completed and 2.85 overall.
- Proof of undergraduate statistics class with a grade of 'C' or better.

**Two Application Forms Completed:**

1. Cal State Apply Online Application
2. SDSU Interfolio Online Application (please only use the links to interfolio found on the SDSU MSW Admissions webpage)

**Required exam scores to Submit to Graduate Admissions**

- GRE is NOT required to apply for the MSW and MSW/MPH programs
- TOEFL (If applicable) examination results prior to Dec 1st.
- Submit transcripts of all colleges and universities
  - Letter of good standing from previous MSW program attended prior to **December 1st**

**Submit to the Social Work Department:**(Details available on Interfolio online application).

- Statement of purpose (<https://socialwork.sdsu.edu/degrees-programs/graduate-programs/master-of-social-work/msw-personal-statement-prompt/>)
- Employment/internship/volunteer experience
- Resume
- Three letters of recommendation
- Application information certification
- Liberal arts perspective form (optional)

**International Students:**

- All international students must be enrolled in a full course load every semester (9 units) to maintain their F-1 status. If they plan to take less than a full course load of study, they must complete the Application for Reduced Course Load (ARCL) form every semester which they are under-enrolled to maintain their F-1 status. The form can be located at: [https://G-go.sdsu.edu/student\\_affairs/internationalstudents/isarcl.aspx](https://G-go.sdsu.edu/student_affairs/internationalstudents/isarcl.aspx)

If an international student fails to submit the ARCL form and is not enrolled in a full-course load of status, they have violated their F-1 status and their SEVIS record will be terminated.

- For more questions about applying to graduate school, please contact the SDSU International Student Center at (619) 594-1982 or visit their website at [http://www.isc.sdsu.edu/student\\_affairs/isc/](http://www.isc.sdsu.edu/student_affairs/isc/).

**Other Criteria as a transfer applicant:**

- Statement of purpose (provided in Transfer Interfolio application)
- Employment/internship/volunteer experience
- Resume
- An official transcript documenting your MSW coursework
- Application information certification
- Liberal arts perspective form (optional)
- Internship/ Field evaluation

**Pupil Personnel Services (PPS) Credential Program:**

- **Current or incoming students:** For MSW students who wish to pursue the PPS credential, notify the field director when applying for your second year field placement. Do NOT check the PPS box on your CAL State Apply application.

**Post-MSW Applicants:**

Provide in Interfolio by **December 1st:**

1. Letter expressing interest in the program and in school social work. Also describe changes in your work schedule which will be required in order to fulfill these requirements.
2. An official transcript documenting your MSW degree.
3. A resume of your professional experience –include field experience descriptions.
4. Two letters of recommendation, at least one from a supervisor.

# SEQUENCING OF COURSES

Under different options permitted: MSW Students

YEAR	COURSE	2-YEAR OPTION		3-YEAR OPTION		4-YEAR OPTION	
		DP*	ADM*	DP*	ADM*	DP*	ADM*
<b>1</b>	Policy Human Behavior Practice Research/Computer Field	SW 601 SW 619 SW 630 SW 690 SW 650		SW 601 SW 619		SW 601 SW 619	
<b>1</b>	Human Behavior Practice Research/Computer Field	SW 620A SW 631 and SW 632 SW 610 SW 650		SW 620A  SW 690		SW 620A  SW 690	
<b>2</b>	Practice Field Human Behavior	SW 744 SW 750 SW 720**	SW 740 SW 755 SW 720**	SW 630 SW 650		SW 630 SW 650	
	Research Elective*	SW 791 or SW 797 SW 720, 758, 780, 781 GERO 520 and SW 596		SW 610		SW 610	
<b>2</b>	Practice Field	SW 739 SW 750	SW 745 SW 755 SW 758	SW 631 and 632 SW 650		SW 631 and 632 SW 650	
	Policy Elective	SW 596, 696, 702, 720, SW 7745, 758, 780, 781					
<b>3</b>	Practice Field Human Behavior			SW 744 SW 750 SW 720	SW 740 SW 755 SW 720**	SW 720**	SW 720**
	Research Elective*			SW 791 or SW 797 SW 720, 758, 780, 781		SW 720, 758, 780, 781 GERO 520 and SW 596	
<b>3</b>	Practice Field			SW 739 SW 750 SW 702	SW 745 SW 755 SW 702	SW 702	
	Policy Electives			SW 596, 696, 702, 720, SW 7745, 758, 780, 781		SW 596, 696, 702, 720, SW 7745, 758, 780, 781	
<b>4</b>	Practice Field					SW 744 SW 750	SW 740 SW 755
	Research					SW 791 or SW 797	
<b>4</b>	Practice Field					SW 739 SW 750	SW 745 SW 755

\*DP = DIRECT PRACTICE \*ADM = ADMINISTRATION AND COMMUNITY DEVELOPMENT

\*\* Civic Engagement and Social Environment for Administration  
Two Electives should be taken by Administration concentration students this semester. This schedule may change or be revised to meet curriculum needs.

# ASP COURSE SEQUENCE

## ADVANCED STANDING PROGRAM - ONE YEAR

COURSE	SUMMER		FALL		SPRING	
	DP*	ADM*	DP*	ADM*	DP*	ADM*
Bridge Course	SW 670 and SW 671 (6)					
Computer Application	SW 610 (3)					
Advanced Practice			SW 744 (3)	SW 740 (3)	SW 739 (3)	SW 745 (3)
Advanced HBSE**			SW 720 ** (3)	SW 720** (3)		
Advanced Reserch			SW 791 (3) or 797 (3)	SW 791 (3) or 797 (3)		
Advanced Field			SW 750 (4)	SW 755 (4)	SW 750 (4)	SW 755 (4)
Advanced Policy					SW 702 (3)	SW 702 (3)
Electives			3	6	3	3
**HBSE: Human Behavior in the Social Environment			Electives may be selected from social work courses (SW 596, 696, 702, 720, 758, 780, 781, 797, 798, 799A) or approved out-of-department courses.		Electives may be selected from social work courses (SW 596, 696, 702, 720, 758, 780, 781, 797, 798, 799A) or approved out-of-department courses.	

\*DP = DIRECT PRACTICE    \*ADM = ADMINISTRATION AND COMMUNITY DEVELOPMENT  
 \* CIVIC ENGAGEMENT



## Financial Aid Tips

View the estimated costs of Education: <http://arweb.sdsu.edu/es/admissions/costs.html>

- Complete the Free Application for Federal Student Aid (FAFSA): <http://www.fafsa.ed.gov/>.  
Applications open December 1st, 2023
- Visit the SDSU Office of Financial Aid and Scholarship website and search for scholarships: <https://sacd.sdsu.edu/financial-aid/scholarships/sdsu-aztec-scholarships>  
(619) Note: Student background information may be required; therefore, some scholarships may ask for parental income. FAFSA is needed for most scholarships. It is recommended that all students fill out the FAFSA.
- Visit the School of Social Work website for scholarships and stipends: [socialwork.sdsu.edu/student-resources/financial-aid/scholarships/](http://socialwork.sdsu.edu/student-resources/financial-aid/scholarships/)

### Current School of Social Work Stipends:

- Title IV-E Child Welfare Services (Open to incoming students. Must complete the Title IV-E application at the time the MSW application is submitted)  
Amalia Hernandez at [amalia.hernandez@sdsu.edu](mailto:amalia.hernandez@sdsu.edu)
- San Diego-Imperial Geriatric Education Center (SDIGEC) Geriatric MSW Stipend Program  
Value \$8,000 available in advanced year
- Rural Assistance Center  
<https://www.raconline.org/funding>
- Allied Healthcare Scholarship  
<https://www.oshpd.ca.gov/HPEF/Programs/AHSP.html>
- Golden State Teacher Grant Program <https://www.csac.ca.gov/golden-state-teacher-grant-gstg-program>
- Behavioral Health Stipend <https://hcai.ca.gov/loans-scholarships-grants/behavioral-health-scholarship-program/>
- Consider inquiring about scholarship programs at your job; available through professional, civic, educational or religious groups; and your local public library.

### Scholarships:

The School of Social Work serves 260 MSW students; 30 of those students study at our satellite campus in Imperial Valley. The School is committed to finding opportunities for our students to obtain scholarships and stipends to ease the financial burden of higher education. **Currently tuition and fees are approximately \$9,724 per year for full-time MSW students.**

**David C. Pritchard Memorial Scholarship**  
Value of \$1,000

**Ernest Witte Memorial Scholarship**  
Value of \$500 August 14th to February 9th

**Fulbright Scholarship**  
award amount varies [us.fulbrightonline.org](http://us.fulbrightonline.org)

**Jane Beers School of Social Work Endowed Scholarship** Value up to \$2500

**Kathleen Kopels Celebration Scholarship**  
Value \$500

**Mark Todd Sandways Memorial Scholarship** Value up to \$500

**Michele J. Crisafulli Endowed Scholarship** Value \$1,000

**School of Social Work Scholarship** Minimum \$500 scholarship value

**Jamie Brenner Geller Memorial Scholarship** value \$1,000

### Scholarships Award Periods:

Fall Cycle: Mid-August through mid-October.  
All applications are due in October.

1st Spring Cycle: Mid-August through early February. All applications are due in February.

2nd Spring Cycle: Mid-August through early May. All applications are due in May.



## SDSU Fall 2024 Money Matters

The CSU makes every effort to keep student costs to a minimum. Fees listed in published schedules or student accounts may need to be increased when public funding is inadequate. Therefore, CSU must reserve the right, even after initial fee payments are made, to increase or modify any listed fees, without notice, until the date when instruction for a particular semester or quarter has begun. All CSU listed fees should be regarded as estimates that are subject to change upon approval by the Board of Trustees.

You must pay Tuition and Fees before you can access the Web registration system. "My Registration," available at the SDSU WebPortal, contains registration and payment information. The registration process is not complete until you are officially enrolled in classes. Payment of fees alone does not constitute registration.

All Cashier Holds must be cleared prior to paying for registration. Payments to clear financial holds must be made by cash, debit cards, money order, or certified check. Inquire at Student Account Services for more information. Personal checks or credit cards will NOT be accepted.

### Liability for Payment

It is the student's responsibility to be aware of total fees due whether or not an invoice is received. Students with an approved Petition for Late Schedule Adjustment must pay in addition to the \$20.00 late add fee any fees that may be due as a result of the added units. For example, a student enrolled in 6 units has an approved

Petition to add 3 additional units. In addition to the \$20.00 late fee, the fees for the difference between part-time and full-time fees are due BEFORE the Office of the Registrar will process the add.

Please note: Dropping a class after the schedule adjustment deadline (based on approved petition only) does not reduce your fee liability. If you are enrolled in 6 units and add 3 units and drop 3 units, you will still be liable for full-time Tuition and Fees.

Students submitting authorization to bill a third party for their Tuition and Fees will be held responsible for payment if the third party agency fails to pay.

According to Title 5, of the California Code of Regulations, Sections 42380 and 42381, should a student or former student fail to pay any debt owed to the institution, the institution may "withhold permission to register, to use facilities for which a fee is authorized to be charged, to receive services, materials, food or merchandise or any combination of the above from any person owing a debt" until the debt is paid.

### ID Card Fee and Information

All new students are required to purchase an SDSU photo identification card, which permits use of campus services, such as student activities, athletic events, library privileges, etc. Any new student should submit \$25.00 for the ID card in addition to other fees paid. After payment is made, students can obtain their ID card at the SDSU Card Office, located in Student Services West, Room 2620. Hours of operation: M - F, 8:30 a.m. - 4 p.m. For additional information, contact the SDSU Card Office at (619) 594-6800.

**Payment Options**

Payment for Tuition and Fees for Fall 2024 will be accepted beginning April 15, 2024. Do NOT wait until your registration access date to pay your fees.

**Online – ACH Electronic Check**

You may pay your Tuition and Fees, and other charges using the ACH payment option. This is just like writing a check, but you make the payment online. There is no additional charge for this option. You will need your bank routing and checking account number, which is not the same as your debit card number. If your payment is returned by the bank to the Student Account Services Office for any reason, your registration may be canceled and you will be billed a \$35.00 dishonored payment charge and a \$20 late fee when applicable (this fee applies to all forms of payment that are returned by your bank). Non-payment of Tuition and Fees may result in cancellation of your registration and withholding of further services until all financial liabilities have been resolved.

The university reserves the right to refuse payments by electronic check from those individuals who have previously had items returned unpaid by their bank. PLEASE NOTE: If your electronic check writing privileges are revoked, you will have to wait one (1) year to be reinstated.

**Online – Credit Card**

Students are able to use MasterCard, Visa, American Express, and Discover Card to pay Tuition and Fees using CASHNet™ SmartPay, our secure third party vendor. Student Account Services/Cashiers does not accept credit cards for payment of Tuition and Fees, except as applicable under the terms of the Installment Plan. Payments made using CASHNet™ SmartPay are normally posted to the students account in real time so,

the registration process should not be delayed. CASHNet™ SmartPay assesses each customer a service charge based on the transaction amount. See CASHNet™ web site for more details

If your payment is returned by the bank to the Student Account Services Office for any reason, your registration may be cancelled and you will be billed a \$35.00 dishonored payment charge and a \$20 late fee when applicable (this fee applies to all forms of payment that are returned by your bank). Non-payment of Tuition and Fees may result in cancellation of your registration and withholding of further services until all financial liabilities have been resolved.

Use CASHNet™ SmartPay via the Web from your student account. You will be asked to select what you would like to pay for first, and then select how you would like to pay. At this point, you would select payment by credit card.

MasterCard, Visa, American Express and Discover Card charge cards are accepted for other payments, such as Housing, Parking, Health Services, Continuing Education, and miscellaneous over-the-counter payments. Students are reminded that banks will provide cash advances against credit cards if needed to cover registration payments. Most ATM cards are also accepted for payment of miscellaneous charges.

**Mail – Check or Certified Funds**

Tuition and Fees may be paid in full by personal check, money order, or certified funds. Checks should be made payable to SDSU. In order to have your payment processed on time, print the fee payment coupon found in the SDSU WebPortal and submit it (via mail or Student Account Services drop box) with your payment prior to your payment deadline. Your payment deadline is located in your “My Registration” in your WebPortal account.

**TUITION & FEES (CONT. 2)**

10

Your Tuition and Fee payment coupon and check should be mailed to:

**SDSU Student Account Services**  
**5500 Campanile Drive**  
**San Diego, CA 92182-7426**

Checks are accepted for the exact amount of the payment. Overpayments of \$10.00 or less are refunded only upon request.

If your payment is returned by the bank to the Student Account Services Office for any reason, your registration may be cancelled and you will be billed a \$35.00 dishonored payment charge and a \$20 late fee when applicable (this fee applies to all forms of payment that are returned by your bank). Non-payment of Tuition and Fees may result in cancellation of your registration and withholding of further services until all financial liabilities have been resolved.

## San Diego Campus Fall 2023/24 Basic Tuition & Fees

The 2023-2024 fees will be added once they are confirmed by Graduate Admissions.

	<b>GRADUATE CALIFORNIA RESIDENTS</b>	<b>GRADUATE NONRESIDENTS (out-of-state and international)</b>
<b>Basic Tuition Fee and Campus Fees</b>	\$9,724	\$9,724
<b>Nonresident Tuition*</b>	\$0	\$11,880
<b>Estimated Off-Campus Food and Housing</b>	\$23,158	\$23,158
<b>TOTAL*</b>	<b>\$32,882</b>	<b>\$44,762</b>

For more information please go to <https://bfa.sdsu.edu/financial/student/newstudents>

\*Nonresident tuition is based on 15 units each semester at \$396 per unit.

Plan for additional expenses that will increase your cost of attendance. All MSW and MSW/MPH Students are required to hold health insurance (mandatory for ALL students) and is approximately \$1,703 per year. For graduate students, we estimate the average annual cost of books and supplies to be \$1,091, transportation to be \$1,120 and personal expenses to be \$2,534. Health Insurance (mandatory for ALL students) is approximately \$1,703 per year. If these amounts match your personal situation, then you would add them to the overall cost of attendance.

Imperial Valley Campus: subtract \$1,378 from basic tuition and fees listed above.

\* All applicants accepted for admission are required to pay a non refundable registration fee of \$400.00 due by mid April.

## Tuition for Nonresident Students (Foreign or Out-Of-State)

In addition to Basic Tuition and Fees, foreign and out-of-state students will be charged tuition for all units attempted at a rate of **\$396.00 PER UNIT**.

Basic Tuition and Fees may be paid using any of the methods outlined under Payment Options. To avoid additional service charges (*see Installment Plan*), Basic Tuition and Fees must be paid in full prior to the first day of classes. If you are subject to Nonresident Tuition and do not pay in full prior to the start of classes, or submit an installment contract, service charges will be assessed, and late charges may apply. If Nonresident Tuition is not paid prior to the 20th class day (census), your registration may be cancelled.

For tuition purposes, *zero unit and half-unit courses are counted as one unit*. Auditors pay the same tuition as students carrying courses for credit.

### Minimum Payment Requirements for Foreign Students:

- Graduate foreign students must pay for, or sign a tuition fee installment payment agreement for, a minimum of 9 units.
- Foreign students wishing to pay for fewer than 12 units (9 units, if graduate) must submit to Student Account Services an approved reduced course load request form from the International Student Center.
- Health Insurance (mandatory for ALL students) is approximately \$1,703 per year.

We encourage all international applicants to contact the International Student Center at 1-619-594-1982 or visit [www.isc.sdsu.edu](http://www.isc.sdsu.edu) for more information.



## Background

The Advanced Standing Program (ASP) will admit approximately 15 students each year. All applicants must file two separate applications: one to the SDSU Office of Graduate Admissions to include transcripts, TOEFL scores (if applicable), and one to the School of Social Work (see page 3 for application process).

The following specific materials are submitted to the School of Social Work:

1. Complete the MSW application indicating MSW Advanced Standing Program as area of interest.
2. Complete the information on employment, volunteer work, liberal arts foundation and field practicum portions as applicable.
3. Provide a Personal Statement.
4. Include three completed reference forms with a personal reference letter. References must include one from a Field Instructor and one from a Social Work faculty member. Third reference can be from a person of choice, preferably someone with social work experience.
5. Applicants must possess an undergraduate degree in social work that was earned within 5 years of admission to the Advanced Standing program. The undergraduate degree must come from a program that is accredited by the Council on Social Work Education. The cumulative GPA for social work courses taken must be at least a 3.0 or better. The average GPA is 3.6.

The School of Social Work will admit new students to the Advanced Standing Program to begin enrollment in the summer of each academic year. Applications will be accepted between **October 1** and **December 1st** of the preceding academic year.

Students admitted to the Advanced Standing Program will attend an orientation in April prior to beginning the program.

Students not admitted to the Advanced Standing Program may be considered for admission to the standard 60 unit program.

## Program of Study

Advanced Standing students will begin their program of study in the summer with 9 units followed by 16 units in the Fall and 13 units in the Spring for a total of 38 units (See page 6).

## Advanced Standing Program Review Process

ASP applicant files will be carefully reviewed for both academic suitability and for professional capacity. Eligibility will be determined through a review of transcripts, and other documents in the applicant file. Each applicant packet will be reviewed by two independent faculty members using a rating scale that measures the following characteristics:

- Academic Potential
- Capacity to work with various populations
- Social Work Related Experience
- Writing Skills
- Three References (including a reference from Undergraduate Field Instructor and an Undergraduate Social Work faculty member)
- Must have completed a BA degree in social work prior to beginning the program in May

## Pupil Personnel Services Credential Program

## Child Welfare & Attendance Specialization

### DESCRIPTION

The specialization in school social work program at SDSU prepares students for the practice of social work services in school settings and the education and training necessary to be certified by the California Commission on Teacher Credentialing to work in public schools. This program meets the requirements for two specializations for Pupil Personnel Services (PPS) Credentials: (1) School Social Work and (2) Child Welfare and Attendance Services.

The PPS program is integrated into the existing MSW program, with students specializing in Direct Practice. Specific requirements for the School Social Work Specialization are (1) 1000 total clock hours of internship of which 600 are in a public school setting; and (2) one 3-unit course and one 1-unit course are taken in the second year.

The program can also accommodate Social Workers with MSW degrees that wish to complete the requirements for the PPS Credential(s) and specialization (the 2 courses and supervised field experience as described above).

### CALIFORNIA PPS CERTIFICATION REQUIREMENTS

#### Supervised Experience Requirements

##### 1. School Social Work Specialization.

Completion of 450 hours of supervised experience working in a public school. This experience should include at least 350 hours and 100 hours in two

different school levels: preschool, elementary, middle-school, high school.

At least 100 clock hours of practice with at least 10 pupils of a racial/ethnic background different from that of the credential candidate.

##### 2. Child Welfare and Attendance Specialization.

Completion of 150 hours of supervised experiences related to attendance and child welfare. A minimum of 90 clock hours are in a school setting in direct contact with pupils. A minimum of 30 clock hours are in interdisciplinary experiences in a setting that is outside the field of education (i.e. child welfare, mental health and other related fields). The remaining 30 hours can be at the discretion of the University supervisor.

Note: These requirements for hours of supervised experience fall within the requirements for the number of hours required of all 2nd year MSW Students.

### APPLICATION PROCESS

#### MSW Applicants

Students currently enrolled in the MSW degree program and eligible for enrollment in SWORK750 may apply for the PPS program after the completion of their first year of study. Students file a regular field application for a second year placement and request a school setting. The Director of Field Education reviews all applications and arranges appropriate interviews. Once the student has been accepted into an approved PPS school practicum site they are considered candidates for the credential program. At this point they must complete the course work and internship hours along with the remainder of their MSW program. All requirements and expectations are outlined in a packet of information given to each student at the first field liaison meeting in the Fall semester.

**Post-MSW Applicants**

Social workers who already have an MSW may enroll in the School Social Work Specialization program. In order to meet eligibility for the PPS Credential as required by the State, the practicum requires the candidate to intern as a School Social Worker in selected schools in the San Diego area for the required hours of supervised experience. This experience should be equivalent to the academic program and therefore requires 20 hours per week – at the school site, during regular school hours. Post MSW applicants must apply via Cal State Apply, Graduate Admissions. Once accepted, students will need to apply for a Certificate of Clearance through the Commission on Teacher Credentialing, instructions are given once a student has been admitted to the Post MSW PPS Program.

**Applications are due by December 1st and should include the following:**

1. Letter expressing interest in the program and in school social work.
2. Describe changes in your work schedule which will be required in order to fulfill these requirements.
3. An official transcript documenting your MSW.
4. A resume of your professional experience – including field experience descriptions.
5. Two letters of recommendation, at least one from a supervisor.

The program begins each fall semester, with the two courses being completed by the end of the spring semester. Supervised hours must also be earned by the end of the spring semester as well.

All materials should be submitted in the Interfolio application located on the MSW Admissions webpage. Email questions to: [kscott@sdsu.edu](mailto:kscott@sdsu.edu)

**Useful Web Sites:**

You may apply on-line for university admittance and scholarships. Following is a list of web sites that will provide you general and specific information on particular programs and activities:

- Social Work:  
<http://www.socialwork.sdsu.edu>
- Admissions Information:  
<http://arweb.sdsu.edu/es/admissions/>
- Admissions Application:  
<http://arweb.sdsu.edu/es/admissions/grad/index.html>
- Financial Aid/Scholarships:  
<http://www.sa.sdsu.edu/fao/index.html>
- Housing:  
<http://www.sa.sdsu.edu/housing>
- Campus Tours:  
[http://arweb.sdsu.edu/es/admissions/tours\\_events/tours.html](http://arweb.sdsu.edu/es/admissions/tours_events/tours.html)
- International Students:  
<http://www.isc.sdsu.edu>
- Tuition and Other Costs:  
[http://go.sdsu.edu/student\\_affairs/financialaid/costofattendance.aspx](http://go.sdsu.edu/student_affairs/financialaid/costofattendance.aspx)



## TITLE IV-E CHILD WELFARE STIPEND

Title IV-E Stipend Program provides professional education and monetary support to graduate social work students who intend to pursue or continue a career in the field of public child welfare.

**Per CalSWEC, the goals of the Title IV-E Stipend Program are:**

- To increase the number of PCW workers in California with MSW degrees
- To prioritize the enrollment of current state county/ Tribal social services staff
- To prioritize the enrollment of students who reflect the diversity of California's child welfare population
- To provide specific program support through the provision of monetary support to students
- To provide specific program support through a specialized competency-based child welfare curriculum


The Title IV-E program at SDSU is particularly interested in attracting students with a strong social justice value orientation and commitment to address the larger economic, social and political issues impacting children and families in child welfare services. Motivation to develop strong direct practice knowledge and skills working with families and increasing organizational and community strengths are highly desired:

- Full-time MSW students receive \$25,000 per year for each of the two years of their MSW program, totaling \$50,000.
- Part-time MSW students who are concurrent employees of a county or the state Department of Social Services and who are supported by their administration, receive reimbursement for tuition and fees, required books, and a travel allowance for each day of class or fieldwork with some limitations, for the entire duration of their MSW program, for up to four years.

Upon graduation, MSW Title IV-E stipend and educational reimbursement recipients have an employment requirement of two years of full-time employment in a California county or state public child welfare agency. Advanced Standing Program students may be eligible for one academic year of support for one year of full-time employment. Indigenous graduates may also complete their employment requirement in a California Reservation Child Welfare Services agency, urban Indian agency in California serving Title IV-E eligible children and families, or a non-California Reservation Child Welfare Services agency.

To apply: the Title IV-E application will be available on the MSW application via Interfolio.

Title IV-E Coordinator: Amalia B. Hernandez, MSW  
PPSC [amalia.hernandez@sdsu.edu](mailto:amalia.hernandez@sdsu.edu)  
(619) 594-8709





# FREQUENTLY ASKED QUESTIONS

FAQ  
1

## About the MSW Program

### 1. Why should I pursue a master's degree in social work from SDSU?

For over 60 years, SDSU School of Social Work has been committed to excellence in all aspects of professional social work education and training with a long history of community engagement and involvement. We have an excellent faculty who strive to make your educational experience a good one. Our academic program is rigorous, exhilarating and absorbing. Students have many opportunities to examine, probe and challenge their ideas and capabilities.

### 2. How long will it take to earn my MSW degree?

We offer four curriculum plans, allowing you to complete the MSW program according to your own schedule:

- One-year plan: Advanced Standing Program
- Two-year plan
- Three-year plan
- Four-year plan

Refer to the course sequence for the different program plans on our website at [www.socialwork.sdsu.edu](http://www.socialwork.sdsu.edu)

### 3. Why should I attend SDSU for my MSW degree?

SDSU provides an environment that fosters advanced training and original scholarship across all disciplines. It offers prospective graduate students and faculty the opportunity to engage in the highest caliber graduate training, academic scholarship and research, in one of the most beautiful and diverse settings in our nation. SDSU has been described by the Carnegie Foundation as a “research university with high research activity”;

a statement reflecting the strength and commitment of the campus to its Masters and joint-doctor programs. Our programs emphasize a low student- to-faculty ratio, which provides you with excellent opportunities to work closely with faculty. This enhances the quality of your graduate education and gives you the individual attention that ensures an excellent graduate training experience. The University is a world-class institution, recognized not only for its distinguished academic scholarship but also for its commitment to and success in attracting a diverse cohort. SDSU embraces the rich diversity of its student body and recognizes that this diversity is an integral component to furthering our academic excellence. SDSU's student population ranks as one of the 25 most racially diverse in the country.

### 4. What practice areas are offered?

You may choose from one of two method concentrations: direct practice or administration/community development. Within each concentration, a student may design their own program of study according to their interest (e.g. child welfare, mental health, health and aging).

- Direct Practice: Concentration with a micro and mezzo level approach focusing on counseling and therapy for individuals and groups.
- Administration/Community Development: Concentration with a macro level approach focusing on policy and leadership.

### 5. Are there dual degree programs?

The MSW/MPH and MSW/JD programs are not being offered for the upcoming admission cycle

## FREQUENTLY ASKED QUESTIONS

FAQ  
2

### 6. Do you offer an online or part-time program?

No, we do not, however, we offer a three-year and a four-year curriculum plan that allow students to complete the program over the course of three or four years. All programs are only offered in-person.

### 7. Do you offer the MSW program at locations other than San Diego?

Yes, we offer a program at the Imperial Valley SDSU Campus, which begins once every three years. For additional information about this program contact: [mwadmissions@sdsu.edu](mailto:mwadmissions@sdsu.edu) The next MSW admission that will be offered at the Imperial Valley Campus will be in the **Fall of 2026**.

### 8. What orientation activities does the school provide for new students?

We require all new students to attend an incoming orientation session that will introduce the program, curriculum, field instruction, student organizations and campus resources, which generally takes place one week before classes start. Additionally, we encourage students to set up a campus tour through SDSU Prospective Student services that will provide an introduction to other campus resources and support services, <http://sdsu.edu/campustours> The SDSU International Student Center is also available to help foreign students become oriented to the school, <http://www.isc.sdsu.edu>.

### 9. Do I need to complete a thesis?

MSW students have the option to complete a thesis (SWORK 799A, Plan A) in their last semester. Completing a thesis is not required by those who choose Plan B. However students with Plan B must pass the comprehensive exam.

Dual degree students do not have the option to take the comprehensive exam. All MSW/MPH students must complete a thesis. All MSW/JD students must either complete a thesis or complete a scholarly writing article.

## About Applying for MSW Admission

### 10. What are the admission requirements for the MSW program?

Applicants must hold a bachelor's degree (liberal arts perspective) from an accredited college or university. We strongly prefer at least a 3.0 cumulative undergraduate GPA. Applicants must also take the GRE, have 500 hours of human services experience (paid, volunteer, or internship), and have successfully completed an undergraduate statistics course prior to admissions.

### 11. What type of experience counts towards the 500 hour requirement?

Any paid, volunteer, internship or work experience that is relevant to the field of social work or human services will count to satisfy this requirement. This includes, but is not limited to, working in a multicultural or diverse environment, with underrepresented groups, disenfranchised populations; direct work with clients is highly desired. This may also include any human service work experience in MICRO (individual/direct practice), MEZZO (families, groups or management), and/or MACRO (policy or administration) work with special populations, in addition research experience would count toward the 500 hour requirement. We are looking for applicants who can demonstrate their desire and ability to work in the field of social work.

# FREQUENTLY ASKED QUESTIONS

FAQ  
3

The hours will be reported on the School of Social Work application at the time you apply. While it is highly advised to have the hours completed by the time you apply, you are able to complete hours after the application date if you indicate this on your application and provide a description of the type of work you will be doing.

## 12. What type of undergraduate degree do I need?

A liberal arts background, spanning both social and biological sciences, is the ideal preparation for the MSW program, but you are encouraged to apply even if your bachelor's degree was not in the liberal arts. We accept all majors.

## 13. Do I need to take the GRE and when should I take it?

No, students applying for Fall 2023 are not required to submit a GRE score.

## 14 Do I need to take the TOEFL (Test of English as a Foreign Language)?

Yes, if your medium of instruction was in a language other than English. Test scores are reported to the Graduate Division and the School of Social Work by the Education Testing Service, SDSU Institution Code 4682. It generally takes 3-4 weeks for scores to be reported.

## 15. What are the requirements for international applicants?

If you have international coursework, you must have your school send Graduate Admissions one official original-language copy of all records of academic coursework and proof of degree. For each document you must also send a certified literal English translation, which can come directly from the school itself or from a professional, certified translator. The translation must contain all information shown on the original-language documents. For details on which documents are required, check <http://www.isc.sdsu.edu>. All graduate applicants (regardless of citizenship status) applying to SDSU from an international institution where the medium of instruction was not English, must submit proof of English proficiency. A list of acceptable English proficiency tests can be found on the Graduate Admissions Steps to Apply: <https://admissions.sdsu.edu/graduate/steps-apply>.

## 16. How many students are accepted?

Out of roughly 500 applicants we enroll approximately 110 new students in the MSW programs each fall.

## 17 . When will I hear whether I am accepted?

Decision letters are emailed between March and **June 5**. Wait list students will be notified the first week of June.

## 18. What is the MSW program application deadline?

The deadline for all MSW-Only programs is **December 1st** (Advanced Standing, 2-year MSW, 3-year MSW, 4-year MSW).

## FREQUENTLY ASKED QUESTIONS

FAQ  
4

### A completed application includes:

- Cal State Apply application and School of Social Work (Interfolio) application
- Transcripts
- Personal statement
- Three reference letters
- Application Information Certification
- Employment/Volunteer/Experience Form
- Resume

### YOU ARE REQUIRED TO CHECK YOUR WEB PORTAL TO ENSURE YOUR APPLICATION IS COMPLETE.

We strongly encourage each applicant to monitor their application status on the web portal throughout the application process. Please note the School of Social Work will not review any file that is incomplete.

### 19. Can I transfer credits from other graduate programs?

Yes, with certain restrictions. Transfer applicants must have at least a 3.0 cumulative grade point average at their original institution. Class credit will be evaluated and allowed on a case-by-case basis.

A maximum of 30 credit hours may be transferred. Please contact Kellie Scott, MSW Admissions Director, [kscott@sdsu.edu](mailto:kscott@sdsu.edu) with:

### Transfer applicants must fill out a Cal State Apply and Interfolio application found on the SDSU MSW Admissions webpage. The following will be required to be submitted in your Transfer Interfolio application:

1. A Personal statement using the prompt provided on the website. In addition include a one-two page letter containing information on your career goals, area of concentration (Direct practice or Administration/Community Development), how many semesters of internship you have completed and describe the reasons that you are transferring. If you took leave of absence from your major, describe why you needed to take a leave of absence and why you are now ready to resume your social work education. Any problems at your previous school or intern-ship should be explained.
2. A letter from the student's previous School of Social Work stating that the student is in good academic and professional/ethical standing.
3. Evaluation or progress report on your field placement from your previous school.
4. Transfer students are only considered for admission in the Fall semester. The deadline to apply for Fall is **December 1st**.



## About Paying for your Graduate Education

### 20. What is the cost of attending graduate school at SDSU?

Please refer to our estimates of tuition and expenses for the MSW Program students and visit the SDSU Money Matters website for more information about the cost of attendance <http://arweb.sdsu.edu/es/admissions/costs.html#costs>

### 21. Does SDSU provide financial aid?

Yes. The SDSU Office of Financial Aid and Scholarship administers federal aid programs and provides information on private financing programs. Please read our overview of financial aid for MSW students and visit SDSU Office of Financial Aid and Scholarship website [http://go.sdsu.edu/student\\_affairs/financialaid/](http://go.sdsu.edu/student_affairs/financialaid/) for detailed information about the financial aid application process, deadlines and downloadable forms. To ensure maximum financial aid eligibility, complete all financial aid documents by the deadlines, regardless of your application status.

### 22. Are there any additional financial aid resources?

We offer departmental scholarships to MSW students. Awards vary and are based on individual merit and financial need. Refer to our scholarships page for more information <http://socialwork.sdsu.edu/student-resources/financial-aid/scholarships/>

### Specialized MSW Stipend Programs

- CalSWEC Title IV-E Child Welfare Services Stipend Program: 2-year plan students receive educational stipends of \$25,000 annually and specialized training in public child welfare in exchange for committing to work in a California public child welfare agency upon graduation. Full time county employees may be reimbursed for educational expenses.

University scholarships are available. Also, private loans are available. Please refer to the SDSU Financial Aid Office website [http://go.sdsu.edu/student\\_affairs/financialaid/financialaidindexpage.aspx](http://go.sdsu.edu/student_affairs/financialaid/financialaidindexpage.aspx) for more information.

### 23. What financial aid opportunities are available for international students?

Please visit the SDSU International Student Center web site <http://www.isc.sdsu.edu> for more information.

### 24. Do you offer graduate assistantships?

Yes. Please request a Graduate Assistant (GA) application from <https://socialwork.sdsu.edu/wp-content/uploads/2011/09/ga-application.pdf>, then submit your completed GA application with your resume to [socwork@sdsu.edu](mailto:socwork@sdsu.edu)

### 25. Can I apply to multiple program at SDSU?

No, only one application per student per term will be considered. You can apply to as many campuses as you wish, each with a \$70 application fee, but note you can only apply to one program per campus.

## FREQUENTLY ASKED QUESTIONS

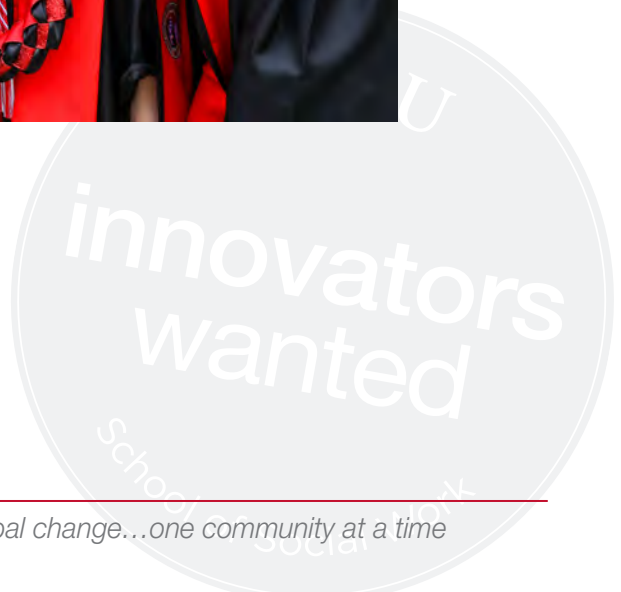
FAQ  
6


### 26. Is student housing available?

Yes. SDSU Housing Services offers a wide variety of housing options for graduate students, from residence halls to apartments. Most MSW students do not live in university housing since the San Diego area has numerous interesting communities in which to live, many within a reasonable commuting distance from SDSU. Housing applications may only be submitted once you have been admitted to SDSU. Please see the SDSU Housing website <http://housing.sdsu.edu/> for more information.

### 27. Are International Students allowed to apply for the three or four year program?

No, all international students must enroll in a full course load every semester (9 units for graduates, 12 for undergraduates) to maintain their F-1 status. If they plan to take less than a full load of study, they must complete the Application for Reduced Course Load (ARCL) form [https://go.sdsu.edu/student\\_affairs/internationalstudents/isarcl.aspx](https://go.sdsu.edu/student_affairs/internationalstudents/isarcl.aspx) every semester which they are under enrolled to maintain their F-1 status. If an international student fails to submit the ARCL form and is not enrolled in a full course load status, they have voided their F-1 status and their SEVIS record will be terminated.





 **SAN DIEGO STATE  
UNIVERSITY**

School of Social Work

Hepner Hall 119

San Diego State University 5500

Campanile Drive

San Diego, California 92182-4119

<http://socialwork.sdsu.edu>